






My Digital CleanUp



Individual

Are you organizing a Digital Cleanup in your company?

Here's a memory aid:

<p>Why am I organising a digital cleanup</p>	<ul style="list-style-type: none"> <input type="checkbox"/> To become aware of the ecological impact of IT <input type="checkbox"/> To take concrete action against my carbon emissions <input type="checkbox"/> To raise awareness of my environment <input type="checkbox"/> To extend the life of its IT equipment
<p>Digital CleanUp Data</p>  <p>What exactly are we going to clean up?</p>	<ul style="list-style-type: none"> <input type="checkbox"/> First, define the perimeter of the Digital CleanUp based on its relevance to you and your environment, feasibility, etc. Then you can choose to clean up the data from your: <ul style="list-style-type: none"> ○ Computer and cloud services ○ Mailboxes ○ Portable phones and tablets ○ Social networks
<p>Digital CleanUp Reusage</p>  <p>What exactly do we do?</p>	<ul style="list-style-type: none"> <input type="checkbox"/> First, the perimeter of the Digital CleanUp should be defined based on its relevance to you and your surrounding environment, feasibility, etc. Then you can choose to act in one or more ways: <ul style="list-style-type: none"> ○ Organize an awareness workshop (1 to 2 hours, on-site or remote) to understand why and how to regain control of one's smartphone ○ Protect your smartphones and computers that still work, ○ Reuse the equipment that still works en is collecting dust in your drawers ○ Repair partially broken or malfunctioning equipment yourself, via a repair café or an authorized repairer, ○ Donate your equipment that still works to an association that needs it or to acquaintances.
<p>Digital CleanUp Recycling</p> 	<ul style="list-style-type: none"> <input type="checkbox"/> First, define the perimeter of the Digital CleanUp based on its relevance to you and your surrounding environment, feasibility, etc. Then you can collect all types of digital equipment: <ul style="list-style-type: none"> ○ Fixed and portable computers ○ Tablets



<p>What exactly do we collect?</p>	<ul style="list-style-type: none"> ○ Telephones
<p>Who should we call on?</p>	<ul style="list-style-type: none"> <input type="checkbox"/> Close and distant relatives <input type="checkbox"/> Friends <input type="checkbox"/> Group members through social networks <input type="checkbox"/> Neighbors <input type="checkbox"/> Members of our associations
<p>Digital CleanUp Data/Reuse</p>  <p>Where can we organize this?</p>	<ul style="list-style-type: none"> <input type="checkbox"/> At your home or with friends <ul style="list-style-type: none"> ○ Everyone together in front of the computer or on the phone <input type="checkbox"/> In a community center or club room <input type="checkbox"/> Remotely via video conference, depending on the perimeter of the Digital CleanUp chosen <input type="checkbox"/> By setting up a group through social networks
<p>Digital CleanUp Recycling</p>  <p>Where can we organise this</p>	<ul style="list-style-type: none"> <input type="checkbox"/> At your home or with friends <ul style="list-style-type: none"> ○ Collect non-functional equipment (WEEE) together in a box <input type="checkbox"/> At a collection partner's house <ul style="list-style-type: none"> ○ Take the equipment to an authorized collection point near you
<p>When should the actions be taken?</p>	<ul style="list-style-type: none"> <input type="checkbox"/> Before March 13 <ul style="list-style-type: none"> ○ Defining the perimeter of the Digital CleanUp (cell phone? Computer? Social networks?) ○ Talking about it in your environment <input type="checkbox"/> During the week of March 13 to 18, 2023 <ul style="list-style-type: none"> ○ Giving the starting shot ○ Prior to the operation, measure the volume of data and equipment according to the defined strategy ○ Delete data within the chosen perimeter, at a common time (1 or 2 hours, for example) or at the discretion of each person ○ Define actions for equipment reuse within the chosen perimeter ○ Collection of equipment in according to the established perimeter ○ Meet at the end of the time slot, or at the end of the day, to measure the data removed and the number of devices reused or collected.



	<ul style="list-style-type: none"><input type="checkbox"/> After March 18<ul style="list-style-type: none"><input type="checkbox"/> Measure and communicate the impact to the Digital CleanUp Day project team, using the form and measurement document made available on the members' area of the website
Specifically, how do you proceed?	<ul style="list-style-type: none"><input type="checkbox"/> Use the resources available<ul style="list-style-type: none">○ The manuals (as inspiration or to make available to the participants) to carry out the cleaning according to the chosen perimeter and to measure the data before and after the Digital CleanUp.○ The manuals to give your digital equipment a second life and a decision tree to help you assess the type of equipment collected○ The sensitizing agents○ The official logo to be displayed on the various internal or external communication media related to the event.<input type="checkbox"/> Record your measurements on the form provided<input type="checkbox"/> Go even further by drawing up a charter of good practices for the future and reviewing processes.



Thanks to all those who contributed to this document

Jérôme - Christelle - Kevin - Julien – Juliette - Xander

User License

Sources : [INR](#) → <https://digital-cleanup-day.fr/> and <https://cyberworldcleanupday.fr/>

[CC-by-nc-sa \(Naamsvermelding/Niet Commercieel/Gelijk Delen\)](#)



The CC-by-nc-sa 4.0 license permits any exploitation of the work (sharing, copying, reproducing, distributing, communicating, reusing, adapting) by any means and in any format. Any exploitation of the work or derivative works, except for commercial purposes, is possible.

The following obligations are attached to this license:

- List the creators of the original works, indicate the sources, and indicate whether any changes have been made to the works (compulsory attribution);
- Make no profit (direct profit or commercial gain) from the work or derivative works;
- Distribute the new creations under the same conditions (under the same license) as those of the original work (i.e. reauthorize changes and prohibit commercial use).

This license thus prohibits new derivations of the derivative work from being exploited for commercial purposes.

World CleanUp Day : <https://www.worldcleanupday.org/>

Digital World CleanUp Day (international website) : <https://www.digitalcleanupday.org/>

ISIT-BE: Belgique: 7 Rue Joseph Stevens | 1000 Bruxelles - <https://isit-be.org/>